



शहीद महेन्द्र कर्मा विश्वविद्यालय, बस्तर

Shaheed Mahendra Karma Vishwavidyalaya, Bastar

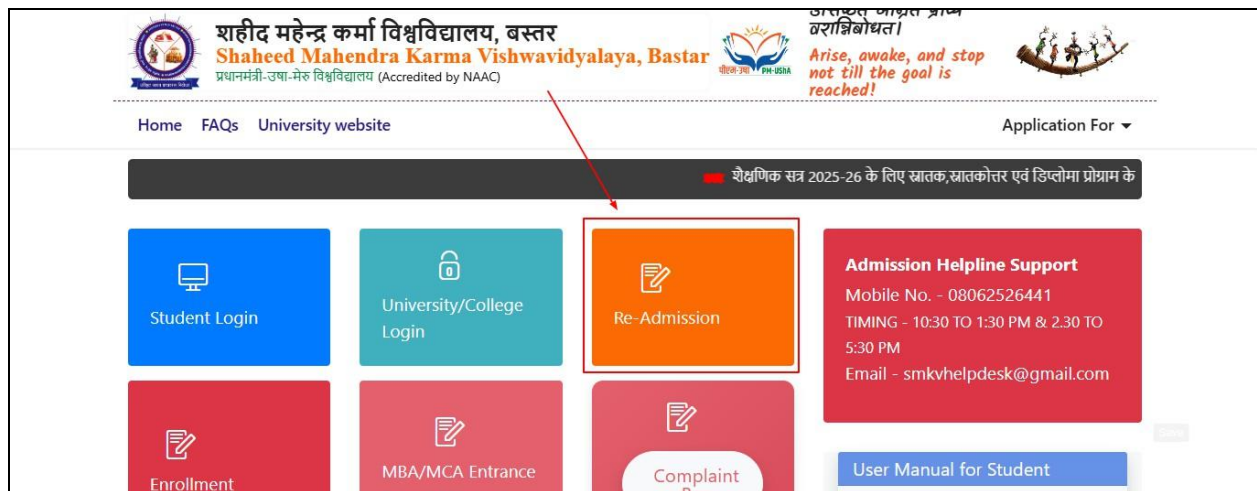
प्रधानमंत्री-उषा-मेरु विश्वविद्यालय (Accredited by NAAC)

This guideline is for **re-admission at SMKV**, explaining how students can apply for re-admission.

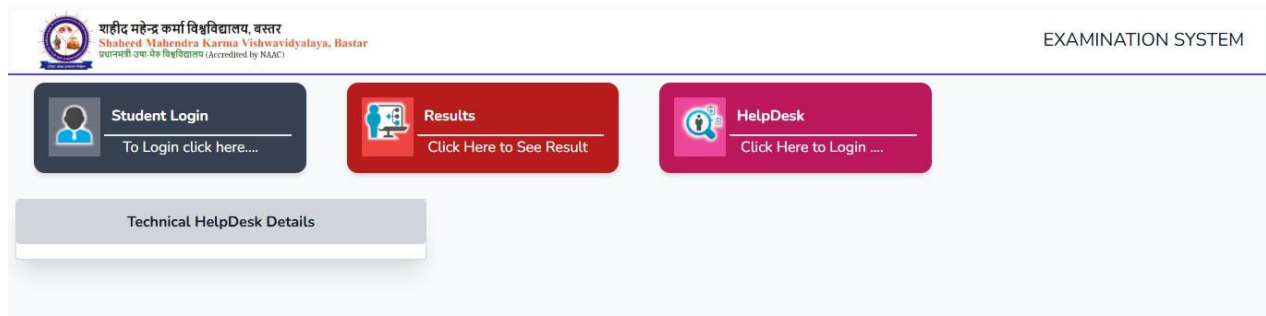
1. First, click on the URL given below.
2. Then, go to the **menu bar** and click on the **Admissions** section.
3. In the dropdown, click on the **Online Exam** option.
4. After that, select your **course**.



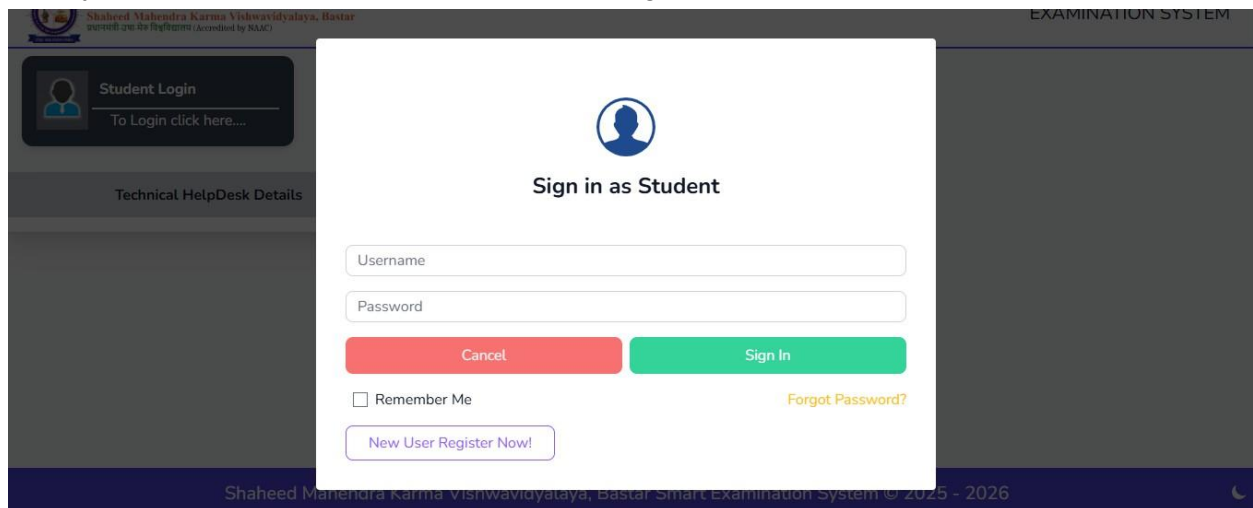
Now click on Re-Admission.



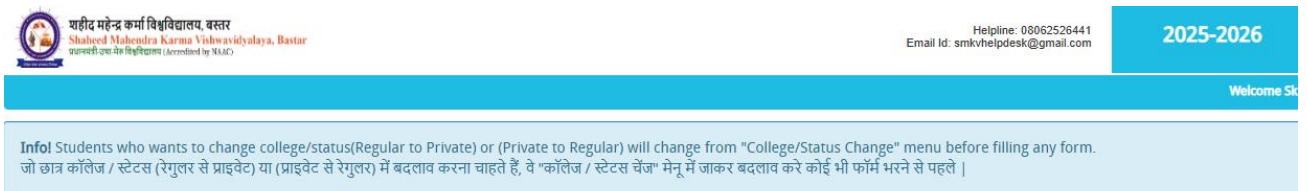
Click on Student Login.




Enter your username and password, then click Login.



Now click on Re-Admission.



Now you need to click on the Edit button.




शहीद महेन्द्र कर्मा विश्वविद्यालय, बस्तर
Shaheed Mahendra Karma Vishwavidyalaya, Bastar
अनुमोदित एवं विधिपूर्वक (Accredited by UGC)

Helpline : 09062526441
Email Id: smkvhelpdesk@gmail.com

2025-2026

Dashboard / Enrollment Form
Welcome Ismille Kashyap

Enrollment Form

Programme	Semester / Year	Institute/Campus/College	Edit/View	Delete
				

Now your application status will be displayed, where you will need to enter details. In the first step, you have to fill in the applicant details.

Welcome Test1

Application status

Applicant Details 

Photo & Signature 

Academic Details 

Document Details 

Select Subject 

Preview 

Programme

B.L.Sc. - Bachelor of Science (Life Science)

Institute/Campus:

BSc LIFE SCIENCE (FYUP) SHAHEED MAHENDRA KARMA VISHWAVIDYALAYA, BASTAR, JAGDALPUR -(114)

Semester - III

First Name : *

test1

Middle Name :

Middle Name

Last Name :

Last Name

Father's Name/Husband's Name : *

sDs

Mother's Name : *

SdcvSDCF

Date of Birth(DD)## :

Date of Birth(MM)## :

Date of Birth(YYYY) :

In the next step, you have to upload your photo and signature.

Application status






Applicant Details 

Photo & Signature 

Academic Details 

Document Details 

Select Subject 


Preview 

Programme Bachelor of Science (Life Science) - (B.L.Sc.)

Institute/Campus- BSc LIFE SCIENCE (FYUP) SHAHEED MAHENDRA KARMA VISHWAVIDYALAYA, BASTAR, JAGDALPUR - (114)

Semester - III


Uploaded Photo



Choose File No file chosen

(Passport size colour photo 4.5 cm x 3.5 cm)
Note: Uploaded image to be less than 100KB / Scan to be done in 100dpi

Uploaded Signature



Choose File No file chosen

Note: Uploaded image to be less than 100KB, and only .jpeg, .jpg formats are

In the next step, you have to enter your academic details.

Welcome Test1

Application status	Programme Bachelor of Science (Life Science) - (B.L.Sc.)	Institute/Campus- BSc LIFE SCIENCE (FYUP) SHAHEED MAHENDRA KARMA VISHWAVIDYALAYA, BASTAR, JAGDALPUR - (114)	Semester - III
Applicant Details	✓		
Photo & Signature	✓		
Academic Details	✗	Academic Details of Previous/Qualifying Examination	
Document Details	✗		
Select Subject	✗		
Preview	✗		

Level	School / College Name	Board / University Name	Passing Status	Passing Year	Select Percentage/CGPA Type	Marks Obtained.	Total Marks
10th *	SDF	Chhattisgar	Passed	2011	Percentag	500	800

In the next step, you have to enter your document details.

Welcome Test1

Application status	Programme Bachelor of Science (Life Science) - (B.L.Sc.)	Institute/Campus- BSc LIFE SCIENCE (FYUP) SHAHEED MAHENDRA KARMA VISHWAVIDYALAYA, BASTAR, JAGDALPUR - (114)	Semester - III
Applicant Details	✓		
Photo & Signature	✓		
Academic Details	✓		
Document Details	✗	<p>Note: Uploaded image should be less than 200KB (Scan to be done in 100dpi only). Only jpeg, jpg, png, bmp, Pdf formats are allowed.</p>	
Select Subject	✗		
Preview	✗		

Name of the Documents	Uploaded link	Upload	Type
Secondary/Equivalent	Click here to view the document Original	Browse	Original <input type="button" value="Upload"/>
Higher Secondary/Equivalent	Click here to view the document Original	Browse	Original <input type="button" value="Upload"/>

Now select the subject as per your preference

Welcome Test1

Application status	Subject Selection for for : B.L.Sc. - (Bachelor of Science (Life Science))	Institute/Campus- BSc LIFE SCIENCE (FYUP) SHAHEED MAHENDRA KARMA VISHWAVIDYALAYA, BASTAR, JAGDALPUR - (114)	Semester - III
Applicant Details	✓		
Photo & Signature	✓		
Academic Details	✓		
Document Details	✓		
Select Subject	✗	<p>Subject Combination : *</p> <p>B.Sc Life Science [Forestry,Zoology,Chemistry]</p>	
Preview	✗	<p>For Third Semester (Sem - 3)</p> <p>(DSC :Discipline Specific Course)</p> <p><input checked="" type="checkbox"/> (Chemistry)-CHSC-03- Inorganic and Physical chemistry-1</p> <p><input checked="" type="checkbox"/> (Forestry)-FOSC-03- Biodiversity & Conservation</p>	

Now review your form, click on the checkbox below, and then press the Confirm & Submit button.

Educational Qualification

Academic Name	Year of Passing	Roll No.	College / School	Board/ University	Obtained Marks	Total Marks	Percentage
10th	2014	11111	ss	board of secondary education madhya pradesh bhopal	340	500	68 %
12th	2015	11111	ss	BOARD OF HIGH SCHOOL AND INTERMEDIATE EDUCATION UTTAR PRADESH ALLAHABAD	300	500	60 %
Part-I	2011	111	ss	ALLAHABAD UNIVERSITY	400	600	66.67 %
Part-II	2011	111	ss	Alliance University, Karnataka	400	600	66.67 %

Subject Details

SUBJECT NAME	SUBJECT TYPE
आधार पाठ्यक्रम- हिन्दी भाषा	Compulsary Paper
आधार पाठ्यक्रम-अंग्रेजी भाषा	Compulsary Paper
समयशास्त्र	Optional Paper
राजनीति विज्ञान	Optional Paper
भूगोल	Optional Paper

I ISMILE KASHYAP hereby solemnly declare as oath that the entries made by me in the above columns are true to the best of my knowledge and belief and if at any time the entries are found to be incorrect, my admission may be cancelled and disciplinary action may be initiated against me.

I have uploaded scanned document of the certificate/document along with the application form.

Signature of Candidate

Signature of Principal


Support

☐ I CONFIRM THE ABOVE


Confirm & Submit

Now go back to the dashboard to make the payment, and click on Make Payment.


Info! Students who wants to change college/status(Regular to Private) or (Private to Regular) will change from "College/Status Change" menu before filling any form.
 जो छात्र कॉलेज / स्टेटस (रेगुलर से प्राइवेट) या (प्राइवेट से रेगुलर) में बदलाव करना चाहते हैं, वे "कॉलेज / स्टेटस चेंज" में जाकर बदलाव करे कोई भी फॉर्म भरने से पहले।




College/Status Change




Certificate-Form




RE-ADMISSION




Non-Collegiate Enrollment



ENROLLMENTFORM



Form Preview



Make Payment

Now select the payment type.

Select Application(s) for Payment.

Exam Type	Course	Semester	Amount	Payment Type
				- Select Payment Mode-

On how your previous transactions, it will updated then click this button to refresh your previous payments.

Application Processing Fee Rates per Application.

Based on customer payment performance on the portal, UPI payments have a lower success rate compared to Netbanking, Credit Cards, and Debit Cards. To improve the success rate, it is

Refresh & Update Previous Payment

Now click on Proceed to Pay.

Exam type	Course	Semester	Amount	Payment type
				UPI

In case your previous transaction is not updated then click this button to process such previous payments.

[Refresh & Update Previous Payment](#)

Application Processing Fee Rates per Application.

Based on student payment performance on the portal, UPI payments have a lower success rate compared to Netbanking, Credit Cards, and Debit Cards. To improve the success rate, it is recommended to use Netbanking, Credit Cards, or Debit Cards instead of UPI.

Rates for	Fees
Application Fees	
Transaction Charges : 0 Fixed of the fees	
Total:	

[Proceed To Pay](#)

Your re-admission is now complete. If you want to change your college, go back to the dashboard and click on Change College.

Info! Students who wants to change college/status(Regular to Private) or (Private to Regular) will change from "College/Status Change" menu before filling any form.
जो छात्र कॉलेज / स्टेटस (रेगुलर से प्राइवेट) या (प्राइवेट से रेगुलर) में बदलाव करना चाहते हैं, वे "कॉलेज / स्टेटस चेंज" मेनू में जाकर बदलाव करे कोई भी फॉर्म भरने से पहले।

College/Status Change

Certificate Form

RE-ADMISSION

Form Preview

Make Payment

Now click on the dropdown under Select Changes and choose Institute/Campus/College.

Welcome Ismile Kashyap

Unsubmitted Application(s) Details

List of Uncomplete Application(s) is given below:

Institute/Campus/College	Programme	Semester /Year

--Select Changes--

Then you will see an option to select the college.

Unsubmitted Application(s) Details

Support

List of Uncomplete Application(s) is given below:

Institute/Campus/College	Programme	Semester / Year
))	

Submit

Thank You !