



शहीद महेन्द्र कर्मा विश्वविद्यालय, बस्तर

Shaheed Mahendra Karma Vishwavidyalaya, Bastar

प्रधानमंत्री-उषा-मेरु विश्वविद्यालय (Accredited by NAAC)

This guideline is for the non-collegiate admission process of Shaheed Mahendra Karma Vishwavidyalaya, Bastar, explaining how users will fill out the admission form

First of all, you need to visit the official website of Shaheed Mahendra Karma Vishwavidyalaya, Bastar.

Website URL :- <https://smkvbastar.ac.in/>

The screenshot displays the official website of Shaheed Mahendra Karma Vishwavidyalaya, Bastar. The header includes the university's name in Hindi and English, along with its NAAC accreditation. The main navigation bar features links for HOME, ABOUT THE UNIVERSITY, ACADEMICS, CELL'S, FACILITIES, RESEARCH, LIBRARY, ADMISSION, NEP 2020, EXAMINATION, MEDIA, CAREER, and CONTACT. The ADMISSION menu is expanded, showing options like Notice, Seats Availability, Online Admission (highlighted), Downloads, NEP 2020, and ABC/DigiLocker. On the left sidebar, there are links for Students' Corner, Accreditations, Online Study Material, Colleges, Behaviour Club (UNICEF Sponsored), Recruitment Advertisement, and SMKV-Incubation and Startup Foundation. The central banner area features a collage of images related to the 2024 Rajyotsav and a text overlay in Hindi. On the right, there are portraits and names of the Governor of Chhattisgarh and the Vice-Chancellor of SMKV, Bastar.

Click on the **Admission** menu, then select **Online Admission**, and choose the programme you wish to apply for (**UG, PG**)

Now, you need to click on 'Student Login'.

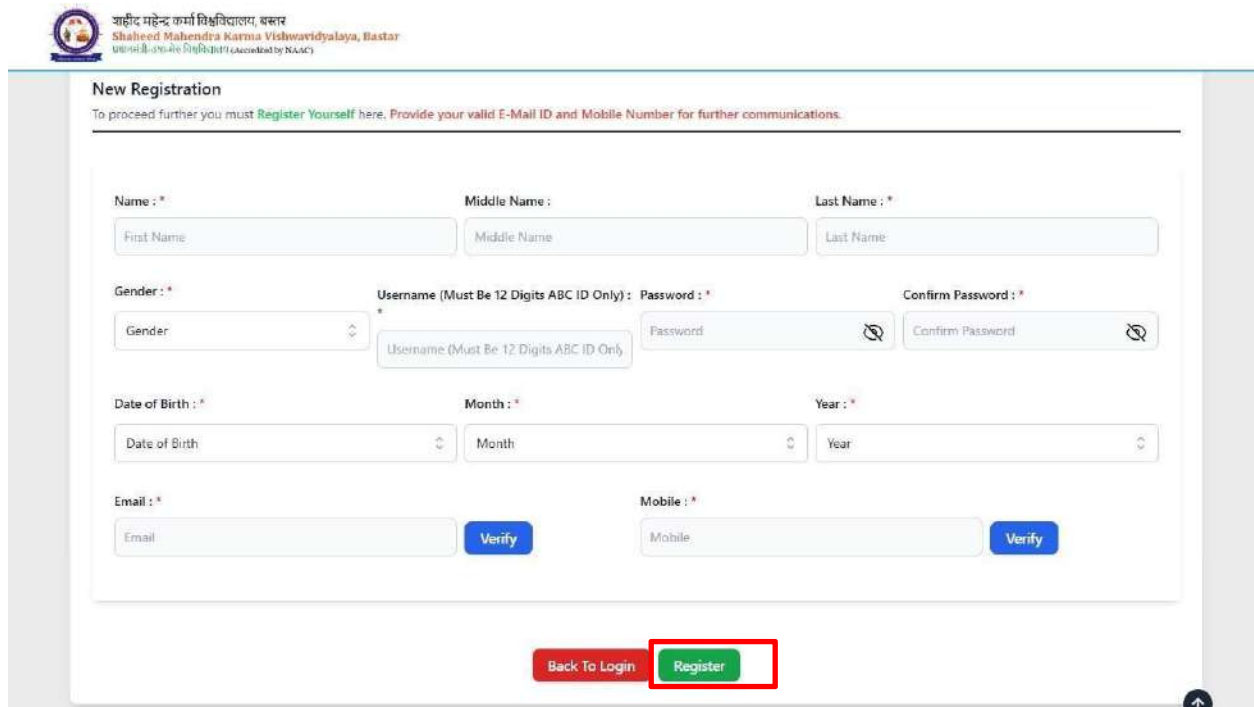
The screenshot shows the homepage of Shaheed Mahendra Karma Vishwavidyalaya, Bastar. The header includes the university logo, name in Hindi and English, and a motto in Hindi and English. Navigation links for Home, FAQs, and University website are present. A banner at the top right says 'Application For' followed by a dropdown menu. Below the banner, there are several service tiles: 'Student Login' (blue, highlighted with a red box and arrow), 'University/College Login' (teal), 'Re-Admission' (orange), 'Enrollment' (red), 'MBA/MCA Entrance Exam 2025' (pink), and 'Complaint Box' (pink). To the right of these tiles is a red box for 'Admission Helpline Support' with contact details. Below that is a blue box for 'User Manual for Student' with a link to 'User Guidelines for Application: Document'.

Now, you will see 'Applicant Login'. If you have already registered before, enter your **username** and **password** to proceed. If you are a **new applicant**, then click on 'New Registration'.

The screenshot shows the 'Applicant Login' page. On the left, there are 'IMPORTANT INSTRUCTIONS FOR CANDIDATES BEFORE APPLYING ONLINE' and a list of items to keep handy for the admission form. On the right, the 'Applicant Login' form has fields for 'Username (Must Be 12 Digits ABC ID Only) : *' and 'Password : *', both highlighted with red boxes. Below the password field is a 'Forgot Your Password?' link. A 'Log In' button is also present. At the bottom, there is a link for 'New Registration' highlighted with a red box and a red arrow, and a link for 'Resend Activation'.

Now, a form will appear where you need to fill in all the required information.

Note:- Please enter a valid **email ID and mobile number**, as verification will be done through an **OTP**



The image shows a web form titled "New Registration" for Shaheed Mahendra Karma Vishwavidyalaya, Bargarh. The form includes fields for Name (First, Middle, Last), Gender, Username (12 digits ABC ID only), Password, Confirm Password, Date of Birth (Month, Year), Email, and Mobile. There are "Verify" buttons for Email and Mobile. At the bottom, there are "Back To Login" and "Register" buttons, with the "Register" button highlighted by a red box.

Shaheed Mahendra Karma Vishwavidyalaya, Bargarh
शाहीद महेंद्र कर्मा विश्वविद्यालय, बरगढ़
Shaheed Mahendra Karma Vishwavidyalaya, Bargarh
प्रधानमंत्री कृषि सहायता योजना (PM-KISAN)

New Registration

To proceed further you must [Register Yourself](#) here. Provide your valid E-Mail ID and Mobile Number for further communications.

Name : *
First Name: Middle Name: Last Name: *

Gender : *
Gender: *

Username (Must Be 12 Digits ABC ID Only) : *
Username (Must Be 12 Digits ABC ID Only): *

Password : *
Password: *

Confirm Password : *
Confirm Password: *

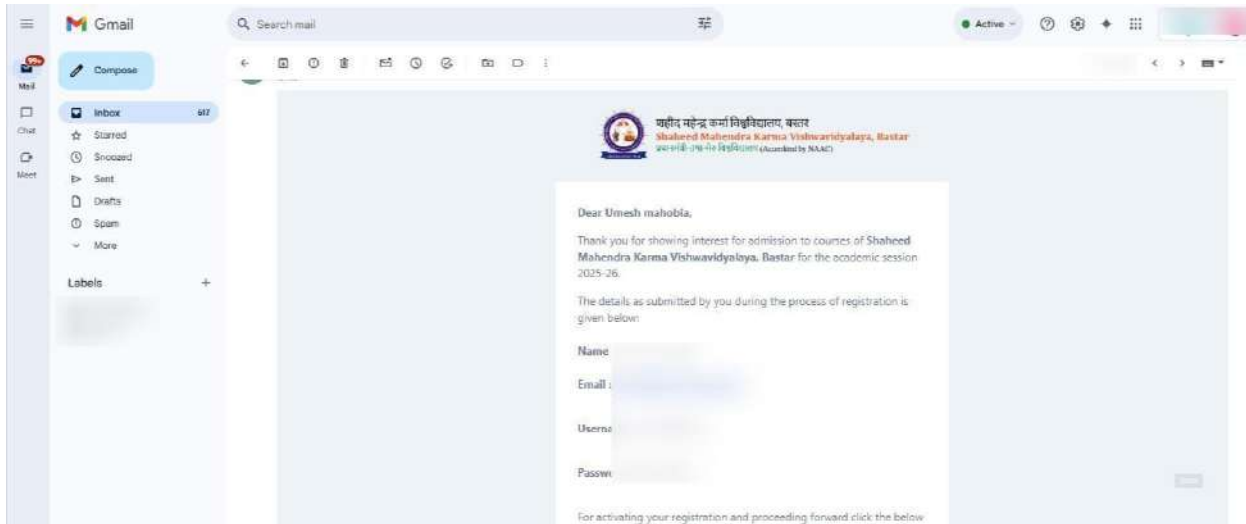
Date of Birth : *
Date of Birth: Month: Year: *

Email : *
Email: Verify

Mobile : *
Mobile: Verify

[Back To Login](#) [Register](#)

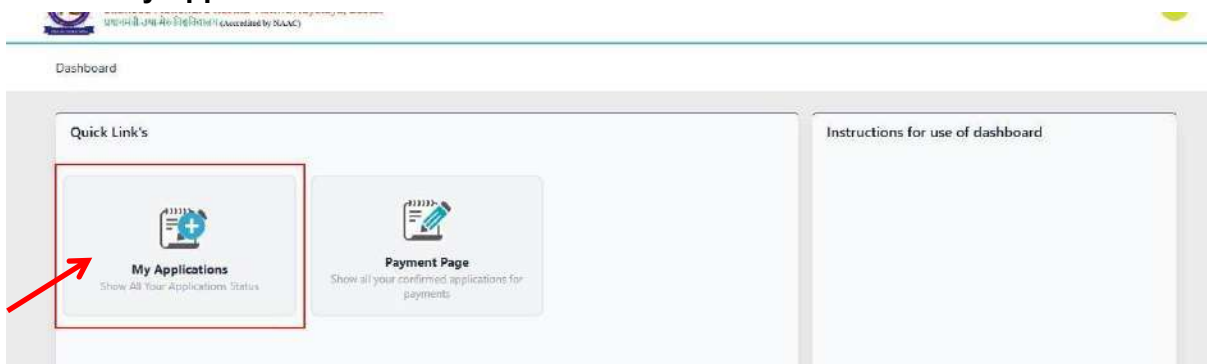
After registration, your ID, password, and activation link will be sent to your email.



Note:- In your email, you need to click on the activation link. And then login using your username and password

The screenshot displays the 'Applicant Login' page. On the left, under 'IMPORTANT INSTRUCTIONS FOR CANDIDATES BEFORE APPLYING ONLINE', there is a section for SMKV with instructions to keep certain items (Email id, Mobile no., Scanned Photograph, Scanned Signature, Scanned Documents) ready before filling out the Admission Form 2025-26. On the right, the login form includes fields for 'Username (Must Be 12 Digits ABC ID Only) : *' and 'Password : *', a 'Log In' button, and links for 'Forgot Your Password?' and 'New Registration'.

Click on 'My Applications



Select the **group name** , **programme name** and the **college** where you want to apply, then click on '**Submit Your Application and Proceed**'

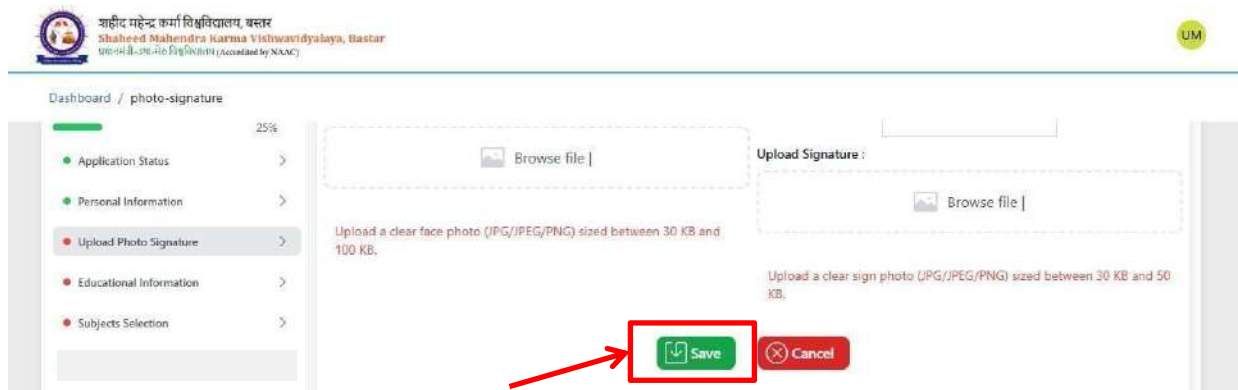
The screenshot shows the 'My Applications' dashboard. At the top, there is a table with columns: APPLICATION ID, PROGRAMME NAME, APPLICATION STATUS, PAYMENT STATUS, and ACTION. The first row shows Form Id: F000000057, M.A. Hindi Non-Collegiate, Completed, Paid, and two green checkmark icons. Below the table is a 'New Application' form. The form has three dropdown menus: 'Select Group : *' (with 'Mathematics' selected), 'Select Programme : *' (with 'B.Sc Science Non-Collegiate' selected), and 'Select College : *' (with '201 - 201-GOVERNMENT KAKTIA POSTGRADUATE COLLEGE, JACDALPUR' selected). A blue button labeled 'Submit Your Application and Proceed ...' is at the bottom right of the form. Red arrows point to each of the three dropdown menus and the submit button.

You need to complete **7 steps** in total to successfully submit your application. The current screen shows the **status** of each step. Right now, all steps are showing **Pending**, which means they are not completed yet.

Personal Information:- Fill in your basic details: name, date of birth, gender, address, etc. and click on the **Save button**.

The screenshot shows the 'Basic Details' form. On the left, there is a progress bar labeled 'STEP: 2 OF 8' with a 25% completion indicator. Below the progress bar is a list of steps: Application Status, Personal Information (highlighted), Upload Photo Signature, Educational Information, and Subjects Selection. The main form area contains several input fields: 'Father Name : *', 'Mother Name : *', 'Gender : *' (with 'Male' selected), 'category : *', 'Nationality : *', 'BloodGroup : *', 'Marital Status : *', 'Divyang : *', and 'Percentage of Divyang : *'. The form is titled 'Dashboard / My Applications / Basic Details' at the top.

Upload Photo & Signature :- Upload a recent passport-size photograph and your signature as per the required format and size. And click on the save but



Dashboard / photo-signature

25%

Application Status >

Personal Information >

Upload Photo Signature >

Educational Information >

Subjects Selection >

Upload Photo

Browse file |

Upload a clear face photo (JPG/JPEG/PNG) sized between 30 KB and 100 KB.

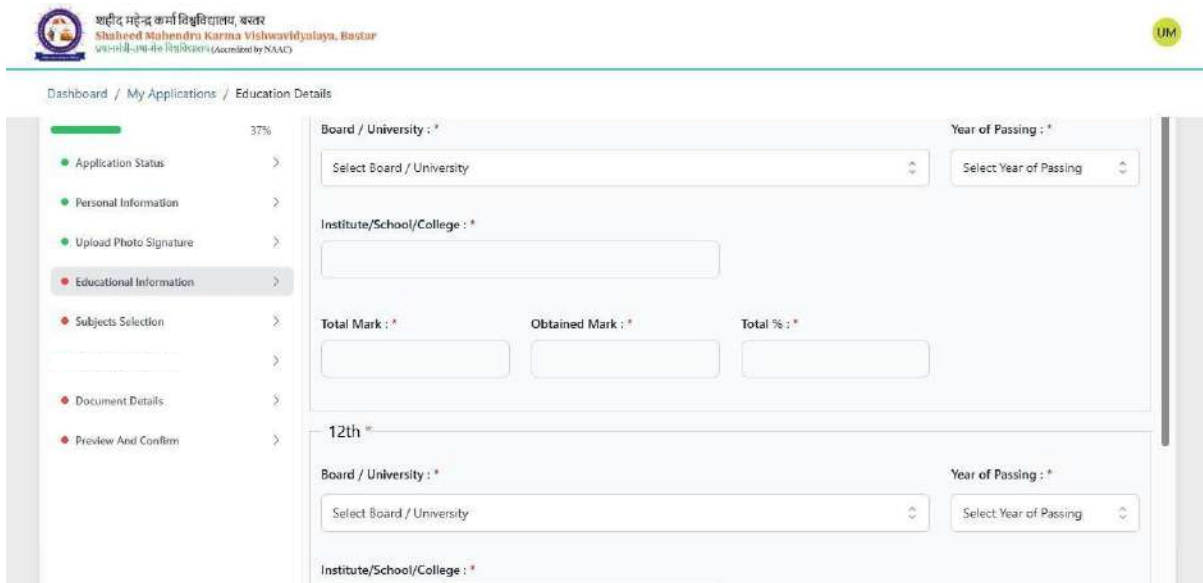
Upload Signature

Browse file |

Upload a clear sign photo (JPG/JPEG/PNG) sized between 30 KB and 50 KB.

Save Cancel

Educational Information :- Enter your academic qualifications like 10th, 12th, or Graduation marks, board/university, year of passing, etc.



Dashboard / My Applications / Education Details

37%

Application Status >

Personal Information >

Upload Photo Signature >

Educational Information >

Subjects Selection >

Document Details >

Preview And Confirm >

Board / University : *

Select Board / University

Year of Passing : *

Select Year of Passing

Institute/School/College : *

Total Mark : *

Obtained Mark : *

Total % : *

12th *

Board / University : *

Select Board / University

Year of Passing : *

Select Year of Passing

Institute/School/College : *

Subjects Selection :- Choose the subjects relevant to the course or programme you are applying for.

UNIVERSITY OF KERALA
UNIVERSITY OF KERALA (Accredited by NAAC)

Dashboard / Subject Combination

STEP: 4 OF 8
50%

- Application Status
- Personal Information
- Upload Photo Signature
- Educational Information
- Subjects Selection**
- Document Details
- Previous And Continue

Select Course Subjects : *

- ☐ SOCIOLOGY,HINDI LITERATURE & ECONOMICS
- ☐ SOCIOLOGY,POLITICAL SCIENCE & HISTORY
- ☐ POLITICAL SCIENCE,ECONOMICS & HISTORY
- ☐ SOCIOLOGY,GEOGRAPHY & ENGLISH LITERATURE
- ☐ GEOGRAPHY,HINDI LITERATURE & ANTHROPOLOGY
- ☐ ECONOMICS,PSYCHOLOGY & ENGLISH LITERATURE
- ☐ PSYCHOLOGY ,HISTORY & ANTHROPOLOGY
- ☐ POLITICAL SCIENCE, GEOGRAPHY & ENGLISH LITERATURE
- ☐ PSYCHOLOGY, HINDI LITERATURE & ANTHROPOLOGY

↑

Document Details :- Upload necessary documents like mark sheets, caste certificate, income certificate, etc.

Dashboard / My Applications / Document Details

STEP: 6 OF 8 75%

- Application Status >
- Personal Information >
- Upload Photo Signature >
- Educational Information >
- Subjects Selection >
- Weightage Selection >

NAME OF DOCUMENT	UPLOADED FILE	FILE UPLOAD	ACTION
10th Marksheet *		<input type="button" value="Choose File"/> No file chosen	<input type="button" value="Upload"/>
12th Marksheet *		<input type="button" value="Choose File"/> No file chosen	<input type="button" value="Upload"/>
Category Certificate *		<input type="button" value="Choose File"/> No file chosen	<input type="button" value="Upload"/>
Domicile Certificate *		<input type="button" value="Choose File"/> No file chosen	<input type="button" value="Upload"/>
Eligibility Certificate		<input type="button" value="Choose File"/> No file chosen	<input type="button" value="Upload"/>
Migration Certificate		<input type="button" value="Choose File"/> No file chosen	<input type="button" value="Upload"/>
Gap Certificate		<input type="button" value="Choose File"/> No file chosen	<input type="button" value="Upload"/>

Preview and Confirm :- Verify all filled details before final submission. Once verified, submit your application.



Shaheed Mahendra Karma Vishwavidyalaya, Bastar
प्रधानमंत्री-उषा-मेरु विश्वविद्यालय (Accredited by NAAC)



Online Application for Admission Session : 2025-26

112-BA (FYUP) SHAHEED MAHENDRA KARMA VISHWAVIDYALAYA BASTAR, JAGDALPUR

Candidate Name :
Mobile No. :
Father Name :
Gender :
Nationality :
Marital Status :
Building/House No :
Tahsil/Block :
State :
District :
Pincode :
Ex-Service Man :
Village/Ward No. :
Tahsil/Block :
WEIGHTAGE :
District :
Date Of Birth :
Email ID :
Mother Name :
category :
BloodGroup :
Divyang :
Village/Ward No. :
Domicile State :
Minority :
Socio-Economic Status of Applicant or his/her family :
RationCard No :
Building/House No :
Freedom Fighter :
Displace and Dependent of JK :
State :
Pincode :



Education Qualification

Academic Name	Year of Passing	College / School	Board/ University	Obtained Marks	Total Marks	Percentage

Subject Combination

Sl No.	Subject	Sl No.	Subject

Fees Not Paid

☐ I certify that the above statements are true.
Umesh mahobia Hereby solemnly declare as oath that the entries made by me in the above columns are true to the best of my knowledge and belief and if at any time the entries are found to be incorrect, my admission may be cancelled and disciplinary action may be initiated against me.
I have uploaded scanned document of the certificate/document along with the application form
Date: 14-06-2025

Signature of Candidate

CONFIRM & SUBMIT

BACK

To make the payment, click on 'View Payment Details'.



Status of Application(s) you have applied for:

APPLICATION ID	PROGRAMME NAME	APPLICATION STATUS	PAYMENT STATUS	ACTION
A01112000004	BA	Submitted but Unpaid		VIEW PAYMENT DETAILS



शहीद महेन्द्र कर्मा विश्वविद्यालय, बस्तर

Shaheed Mahendra Karma Vishwavidyalaya, Bastar

प्रधानमंत्री-उषा-मेरु विश्वविद्यालय (Accredited by NAAC)

This guideline is for Non-Collegiate enrollment , explaining how students will be able to fill their Non-Collegiate Form.

Click on the URL - <https://smkvbastar.ac.in/>

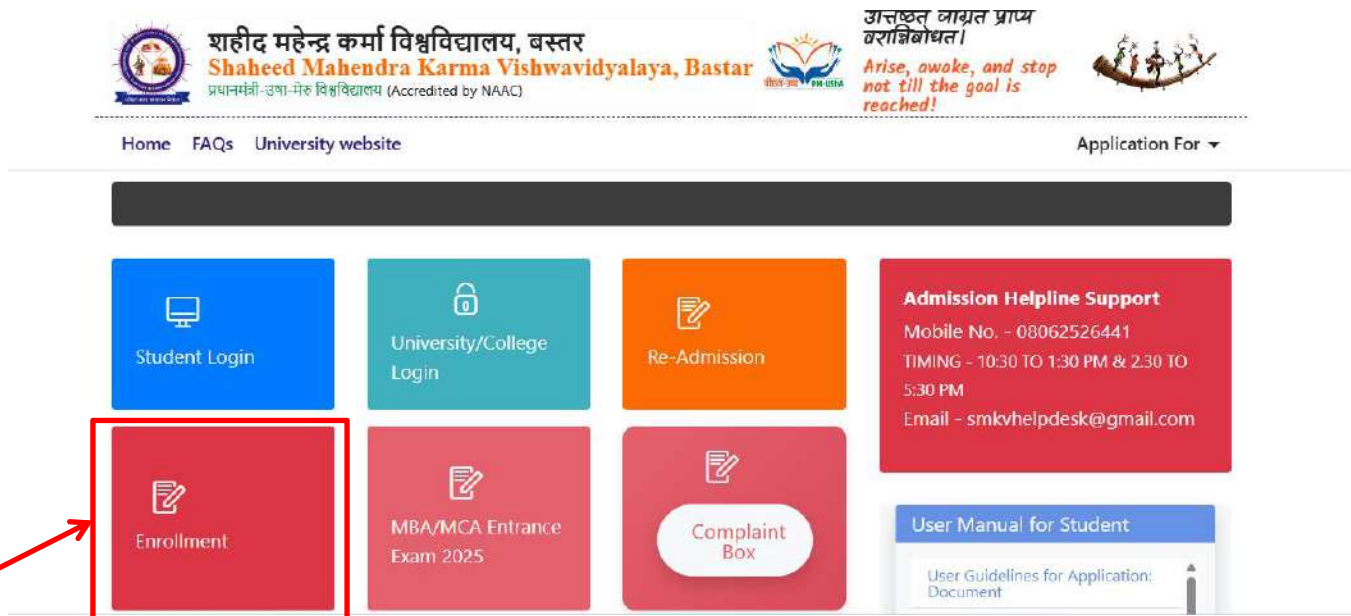
Now you are on the official website of SMKV.

Click on **Examinations**, then click on **Online Non-Collegiate enrollment**, and after that, choose **Private**



Now you should see a page.

Click on Enrollment.



The image shows the homepage of Shaheed Mahendra Karma Vishwavidyalaya, Bastar. The header includes the university logo, name in Hindi and English, and a motto in Hindi. Below the header is a navigation bar with links to Home, FAQs, and University website. The main content area features several colored buttons: Student Login (blue), University/College Login (teal), Re-Admission (orange), Enrollment (red, highlighted with a red box and arrow), MBA/MCA Entrance Exam 2025 (pink), and Complaint Box (pink). To the right of these buttons is a red box for Admission Helpline Support with contact details. Below the Enrollment button is a User Manual for Student link.

शहीद महेन्द्र कर्मा विश्वविद्यालय, बस्तर
Shaheed Mahendra Karma Vishwavidyalaya, Bastar
प्रधानमंत्री-उषा-मेरु विश्वविद्यालय (Accredited by NAAC)

उत्तुष्टु जाग्रत प्राप्य वरान्निबोधत।
Arise, awake, and stop not till the goal is reached!

Home FAQs University website Application For ▾

Student Login University/College Login Re-Admission Enrollment MBA/MCA Entrance Exam 2025 Complaint Box

Admission Helpline Support
Mobile No. - 08062526441
TIMING - 10:30 TO 1:30 PM & 2:30 TO 5:30 PM
Email - smkvhelpdesk@gmail.com

User Manual for Student
User Guidelines for Application: Document

then the dashboard will open. After that, click on 'Student Login'.



The image shows the Examination System dashboard. The header includes the university logo, name, and EXAMINATION SYSTEM text. The main content area features several buttons: Student Login (dark blue, highlighted with a red box and arrow), Administrator Login (orange), College / Center Login (purple), and Results (red). Below these buttons is a HelpDesk button. At the bottom, there are two sections: Technical HelpDesk Details and Instructions. The Instructions section contains a list of steps for login.

शहीद महेन्द्र कर्मा विश्वविद्यालय, बस्तर
Shaheed Mahendra Karma Vishwavidyalaya, Bastar
प्रधानमंत्री-उषा-मेरु विश्वविद्यालय (Accredited by NAAC)

EXAMINATION SYSTEM

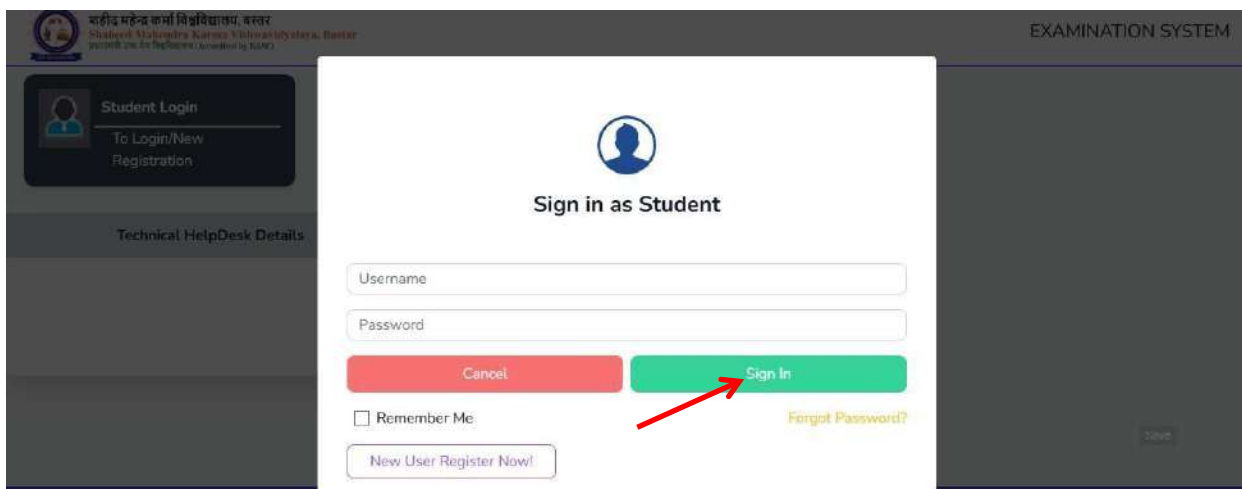
Student Login To Login/New Registration Administrator Login To Login click here... College / Center Login To Login click here... Results Click Here to See Result

HelpDesk Click Here to Login ...

Technical HelpDesk Details

Instructions

नामांकन संबंधी निर्देश
1. नामांकन फॉर्म भरने के लिए Student Log In में छात्र/छात्राएं User ID व पासवर्ड (Roll No) के माध्यम से Login करें।



The image shows the Student login form. The header includes the university logo, name, and EXAMINATION SYSTEM text. The main content area features a form with fields for Username and Password, a Cancel button, a Sign In button (highlighted with a red arrow), a Remember Me checkbox, and a New User Register Now! link. A Forgot Password? link is also present.

शहीद महेन्द्र कर्मा विश्वविद्यालय, बस्तर
Shaheed Mahendra Karma Vishwavidyalaya, Bastar
प्रधानमंत्री-उषा-मेरु विश्वविद्यालय (Accredited by NAAC)

EXAMINATION SYSTEM

Student Login To Login/New Registration

Technical HelpDesk Details

Sign in as Student

Username Password

Cancel Sign In

☐ Remember Me

New User Register Now!

Forgot Password?

Enter your ID and password

Dashboard | CHANGE PASSWORD | LOGOUT

Shaheed Mahendra Karma Vishwavidyalaya, Bastar
सहायक महाविद्यालय (अनुमोदित by NUGO)

Helpline: 08062529441
Email id: smkvhelpdesk@gmail.com

2025-2026

Welcome Test3

Support

College/Status Change | Certificate-Form | RE-ADMISSION | **Non-Collegiate Enrollment** | ENROLLMENTFORM | Form Preview

Make Payment

Click on Non-Collegiate Enrollment

Dashboard / Hostel Admission

Welcome Rohit Test

Hostel Admission

Programme	Semester / Year	Institute/Campus/College	Edit/View	Delete
B.A - Bachelor of Arts NEP		BA (FYUP) SHAHEED MAHENDRA KARMA VISHWAVIDYALAYA, BASTAR, JAGDALPUR -1112	<input checked="" type="checkbox"/>	
			<input checked="" type="checkbox"/>	

Now you should see the program and list on the right side.

Click the **Edit** button there.

Dashboard / Applicant Details

Welcome Rohit Test

Support

Application status

Applicant Details

Academic Details

Document Details

Photo & Signature

Select Subject

Preview

Programme: B.A - Bachelor of Arts NEP

Institute/Campus: BA (FYUP) SHAHEED MAHENDRA KARMA VISHWAVIDYALAYA, BASTAR, JAGDALPUR -1112

Semester - I

First Name: * Rohit

Middle Name: * Test

Last Name: * Last Name

Father's Name/Husband's Name: * Test

Mother's Name: * Test

Date of Birth(DD)##: 15

Date of Birth(MM)##: August

Date of Birth(YYYY): 1998

Now there are a few application steps that you need to fill in, one by one, step by step
First, you have to enter the applicant details and then click the Save button below

Application status
Applicant Details ✓
Academic Details ✗
Document Details ✗
Photo & Signature ✗
Select Subject ✗
Preview ✗

Programme Bachelor of Arts NEP - (B.A)
Institute/Campus- BA (FYUP) SHAHEED MAHENDRA KARMA VISHWAVIDYALAYA, BASTAR, JAGDALPUR -(112)
Semester - I

Academic Details of Previous/Qualifying Examination

Level	School / College Name	Board / University Name	Passing Status	Passing Year	Select Percentage/CGPA Type	Marks Obtained	Total Marks
10th *	ABC	Board Of Se	Passed	2022	Percentage	800	900
Roll No/Enrollment No 45263					88.89		
Subjects Taken(Comma Separated)							

In the next step, you will need to enter the academic details. Here, you must ensure that the subjects are written in full.

Hindi, English are just examples

Application status
Applicant Details ✓
Academic Details ✓
Document Details ✗
Photo & Signature ✗
Select Subject ✗
Preview ✗

Programme Bachelor of Arts NEP - (B.A)
Institute/Campus- BA (FYUP) SHAHEED MAHENDRA KARMA VISHWAVIDYALAYA, BASTAR, JAGDALPUR -(112)
Semester - I

Note: Uploaded image should be less than 200KB (Scan to be done in 100dpi only). Only jpeg, jpg, png, bmp, Pdf formats are allowed.

Name of the Documents	Uploaded link	Upload	Type	
Secondary/Equivalent	Click here to view the document Original	Browse	Original	Upload
Higher Secondary/Equivalent	Click here to view the document Original	Browse	Original	Upload


Note: You can proceed forward only after uploading required documents. These documents are being asked in connection to the details entered in the Applicant details section.

Save & Proceed

In the next step, you will need to upload the required documents. To upload, first click the 'Browse' button to select your file, and then click the 'Upload' button

Academic Details	✓
Document Details	✓
Photo & Signature	✗
Select Subject	✗
Preview	✗


Uploaded Photo



Choose File No file chosen

(Passport size colour photo 4.5 cm x 3.5 cm)
Note: Uploaded image to be less than 100KB (5cm to be done in 100dpi only) and only jpeg, .jpg formats are allowed.

Uploaded Signature



Choose File No file chosen

Note: Uploaded image to be less than 100KB, and only jpeg, .jpg formats are allowed.

In the next step, upload your photo and signature

Dashboard / Select Subject Welcome Rohit Test

Application status	Subject Selection for for : B.A - (Bachelor of Arts NEP)	Institute/Campus- BA (FYUP) SHAHEED MAHENDRA KARMA VISHWAVIDYALAYA,BASTAR, JAGDALPUR-(112)	Semester - I
Applicant Details			
Academic Details			
Document Details			
Photo & Signature			
Select Subject	Subject Combination : * B.A. [Home Science,Geography,History]		
Preview	For First Semester (Sem - 1) (DSC :Discipline Specific Core) <input type="checkbox"/> (HOME SCIENCE)-HSSC-01-Introduction to Textiles <input type="checkbox"/> (GEOGRAPHY)-GOSC-01-Fundamental of Physical Geography		

Support

Now you have to select your subjects, where there are two options:

Now carefully review your form, click on the checkbox, and then click the 'Confirm for Payment' button



शहीद महेन्द्र कर्मा विश्वविद्यालय, बस्तर
Shaheed Mahendra Karma Vishwavidyalaya, Bastar

प्रधानमंत्री-उषा-मेरु विश्वविद्यालय (Accredited by NAAC)

Online Application for Enrollment in Session : 2025-2026

Bachelor of Arts - First Semester (Non-Collegiate)

112-BA (FYUP) SHAHEED MAHENDRA KARMA VISHWAVIDYALAYA, BASTAR, JAGDALPUR

Name : test3 Date of Birth : 15/11/2006
Mobile No. : 7420997966 Email Id : 1234@gmail.com
Father's Name : Mother's Name :
Gender : FEMALE Category : ST
Nationality : Indian Marital Status : NO
Blood Group : A+ Have you already enrolled in : Yes (123123)
this university



ABC ID:
123456789999

Permanent Address

Building/House No : Atlantis-The Corporate park ring road no 1
District : Raipur
Village/Ward No. : raipur

State : Chhattisgarh
Tahsil/Block : Raipur
Pin Code : 492001

Correspondence Address

Building/House No : Atlantis-The Corporate park ring road no 1
District : Raipur
Village/Ward No. : raipur

State : Chhattisgarh
Tahsil/Block : Raipur
Pin Code : 492001

Educational Qualification

Academic Name	Year of Passing	Roll No.	College / School	Board/ University	Obtained Marks	Total Marks	Percentage
10th	2011	1234567	sssm	Chhattisgarh Board Of Secondary Education Raipur (C.G.) Chhattisgarh Board Of Secondary Education Raipur (C.G.)	421	600	70.17 %
12th	2013	12121212	ssmm	Chhattisgarh Board Of Secondary Education Raipur (C.G.)	285	500	57 %

Subject Details

S.NO	SUBJECT TYPE	SUBJECT NAME	COURSE CODE	COURSE TITLE
1	DSC	ENGLISH LITERATURE	ENSC-01	Introduction to the Study of English Literature
2	DSC	GEOGRAPHY	GOSC-01	Fundamental of Physical Geography
3	DSC	SOCIOLOGY	SOSC-01	Introduction to Sociology
4	GE	Fundamental Chemistry-I	CHGE-01	Fundamental Chemistry-I
5	AEC	हिन्दी भाषा	AEC-03	हिन्दी भाषा
6	VAC	Disaster Management	GEVAC-01	Disaster Management

Non-Collegiate Enrollment form Fee : ₹ 110

सतत आंतरिक मूल्यांकन शुल्क : ₹ 400

I test3 hereby solemnly declare as oath that the entries made by me in the above columns are true to the best of my knowledge and belief and if at any time the entries are found to be incorrect, my Non-Collegiate application may be cancelled and disciplinary action may be initiated against me.

I have uploaded scanned document of the certificate/document along with the application form.

Signature of Candidate

Signature of Principal

Proceed To Payment

Now select the payment type.

Select Application(s) for Payment.

Exam Type	Course	Semester	Amount	Payment Type
				- Select Payment Mode-

Refresh & Update Previous Payment

Application Processing Fee Rates per Application.

Now click on Proceed to Pay.

Exam type	Course	Semester	Amount	Payment type
				UPI

In case your previous transaction is not updated then click this button to process such previous payments.

[Refresh & Update Previous Payment](#)

Application Processing Fee Rates per Application.

Based on student payment performance on the portal, UPI payments have a lower success rate compared to Netbanking, Credit Cards, and Debit Cards. To improve the success rate, it is recommended to use Netbanking, Credit Cards, or Debit Cards instead of UPI.

Rates for	Fees
Application Fees	
Transaction Charges : 0 Fixed of the fees	
Total:	

[➤ Proceed To Pay](#)

Thank You !