



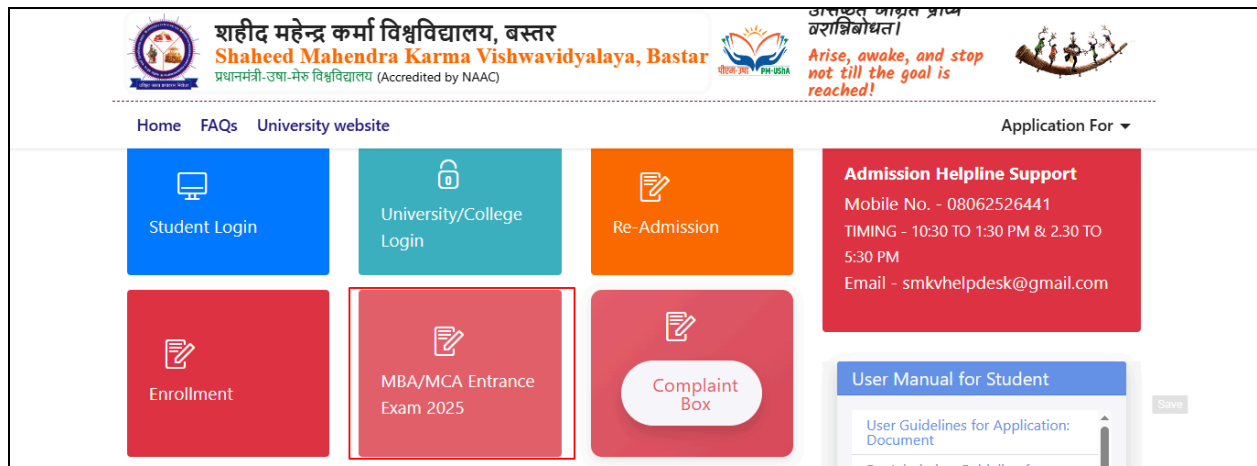
# शहीद महेन्द्र कर्मा विश्वविद्यालय, बस्तर

## Shaheed Mahendra Karma Vishwavidyalaya, Bastar


प्रधानमंत्री-उषा-मेरु विश्वविद्यालय (Accredited by NAAC)

This guideline is related to the MBA/MCA Entrance Exam 2025. First, click on the URL given below. [smkvbaster.in](http://smkvbaster.in)

Now, you will see the landing page. On it, click on MBA/MCA Entrance Exam 2025



Now, click on New Registrations.



Now, enter the required information for registration and click the Register button.

**Note:-** email and mobile verification will be done through OTP.



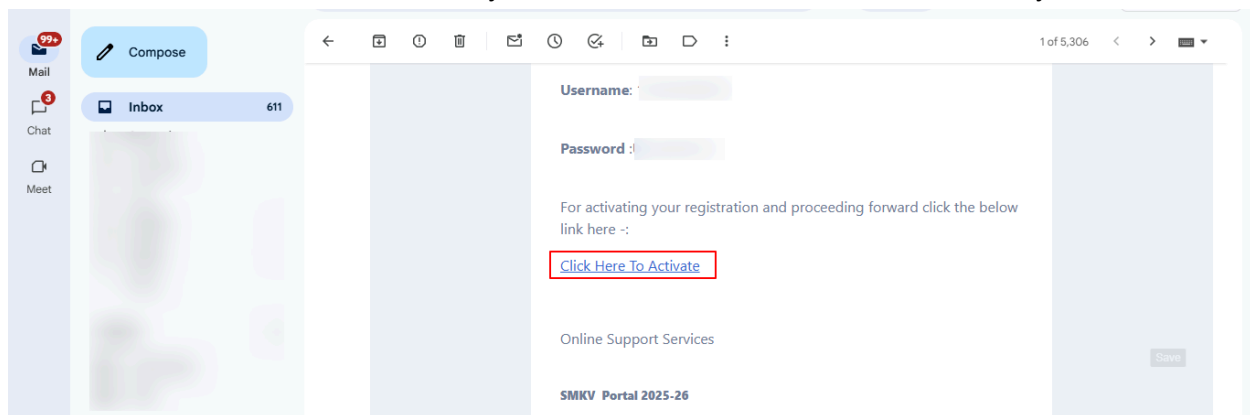
To proceed further you must [Register Yourself](#) here. Provide your valid E-Mail ID and Mobile Number for further communications.

First Name : *	Middle Name :	Last Name :
<input type="text"/>	<input type="text"/>	<input type="text"/>
Gender : *	Username (Must Be 12 Digits ABC ID Only) :	
<input type="text"/>	<input type="text"/>	
	Password : *	Confirm Password : *
	<input type="password"/>	<input type="password"/>
Date of Birth : *	Month : *	Year : *
<input type="text"/>	<input type="text"/>	<input type="text"/>
Email : *	Mobile : *	
<input type="text"/>	<input type="text"/>	
<input type="button" value="Verify"/>	<input type="button" value="Verify"/>	

[Back To Login](#)

[Register](#)

Now, an activation link will be sent to your email account. Click on it to activate your account.



Now, go to Student Login and enter the username and password that you created during registration.

### IMPORTANT INSTRUCTIONS FOR CANDIDATES BEFORE APPLYING ONLINE

### Student Login

Username (Must Be 12 Digits ABC ID Only) : \*

Password : \*

[Forgot Your Password?](#)

[Log In](#)

Don't have an account ? [New Registration](#)

Do you want to activate your account ? [Resend Activation Link](#)

Click on My Applications.

शहीद महेन्द्र कर्मा विश्वविद्यालय, बस्तर  
Shaheed Mahendra Karma Vishwavidyalaya, Bastar  
प्रधानमन्त्री-उप-मैरु विश्वविद्यालय (Accredited by NAAC)

TT

Dashboard

Quick Links

**My Applications**  
Show All Your Applications Status

**Payment Page**  
Show all your confirmed applications for payments

Instructions for use of dashboard

Now, select your program and college.

APPLICATION ID	PROGRAMME NAME	APPLICATION STATUS	PAYMENT STATUS	ACTION
No Data Found				

#### New Application

Select Programme : \*

Select College : \*

[Submit Your Application and Proceed ...](#)

Now, you will need to fill out some forms. In the first step, you will have to enter your Personal Information

Status of Submitted Application For : () M.B.A.

STEP: 2 OF 6 33%

- Application Status
- Personal Information
- Upload Photo Signature
- Educational Information

Father Name : \*

Mother Name : \*

Gender : \*

category : \*

Nationality : \*

Marital Status : \*

In the next step, you have to upload your photo and signature.

STEP: 2 OF 6 33%

- Application Status
- Personal Information
- Upload Photo Signature
- Educational Information
- Document Details
- Preview And Confirm

Upload Photo :

Upload Signature :

Upload a clear face photo (JPG/JPEG/PNG) sized between 30 KB and 100 KB.

Upload a clear sign photo (JPG/JPEG/PNG) sized between 30 KB and 50 KB.

In the next step, you have to enter your Education Details

Status of Submitted Application For : () M.B.A.

STEP: 3 OF 6 50%

- Application Status
- Personal Information
- Upload Photo Signature
- Educational Information
- Document Details

10th \*

Board / University : \*

Year of Passing : \*

Institute/School/College : \*

Institute Roll No : \*

Total Mark : \*

Obtained Mark : \*

Total % : \*

In the next step, you have to upload your document details..

STEP: 4 OF 6 66%

- Application Status
- Personal Information
- Upload Photo Signature
- Educational Information
- Document Details
- Preview And Confirm

NAME OF DOCUMENT	UPLOADED FILE	FILE UPLOAD	ACTION
10th Marksheet *	<a href="#">Click Here to check Uploaded File</a>	<input type="button" value="Choose File"/> No file chosen	<input type="button" value="Upload"/>
12th Marksheet *	<a href="#">Click Here to check Uploaded File</a>	<input type="button" value="Choose File"/> No file chosen	<input type="button" value="Upload"/>
UG Marksheet *	<a href="#">Click Here to check Uploaded File</a>	<input type="button" value="Choose File"/> No file chosen	<input type="button" value="Upload"/>
Category Certificate *	<a href="#">Click Here to check Uploaded File</a>	<input type="button" value="Choose File"/> No file chosen	<input type="button" value="Upload"/>
Domicile Certificate *	<a href="#">Click Here to check Uploaded File</a>	<input type="button" value="Choose File"/> No file chosen	<input type="button" value="Upload"/>
Eligibility Certificate		<input type="button" value="Choose File"/> No file chosen	<input type="button" value="Upload"/>

TT

**Online Application for M.B.A. Entrance Exam : 2025-26**  
**M.B.A. First Semester**

108-SCHOOL OF STUDIES IN BUSINESS MANAGEMENT, SHAHEED MAHENDRA KARMA VISHWAVIDYALAYA, BASTAR, JAGDALPUR

Candidate Name :		Date Of Birth :	
Mobile No. :		Email ID :	
Father Name :		Mother Name :	
Gender :		category :	
Nationality :		Marital Status :	
BloodGroup :		Divyang :	
Minority :		Socio-Economic Status of Applicant or his/her family :	
Domicile State :		Freedom Fighter :	
Ex-Service Man :		Displaced and Dependent of JK :	
RationCard No :		Stream change is applicable :	

Permanent Address

Building/House No :		State :	
District :		Tahsil/Block :	
Village/Ward No. :		Pincode :	

Correspondence Address

Building/House No :		State :	
District :		Tahsil/Block :	
Village/Ward No. :		Pincode :	

**Educational Qualification**

Academic Name	Year of Passing	Roll No.	College / School	Board/ University	Obtained Marks	Total Marks	Percentage
1. 10th				CHHAATISGARH BOARD OF			
2. 12th							
3. UG							

**Fees Not Paid**

☐ I, **test2 test3** hereby solemnly declare as oath that the entries made by me in the above columns are true to the best of my knowledge and belief and if at any time the entries are found to be incorrect, my admission may be cancelled and disciplinary action may be initiated against me.



**I have uploaded scanned document of the certificate/document along with the application form.**

Date: 14-08-2025

*[Signature]*  
Signature of Candidate

[Dashboard](#) / [My Applications](#)

Status of Application(s) you have applied for:

APPLICATION ID	PROGRAMME NAME	APPLICATION STATUS	PAYMENT STATUS	ACTION
A37108000001	M.B.A.	Submitted but Unpaid		  <a href="#">VIEW PAYMENT DETAILS</a>

Now select the payment type.

Select Application(s) for Payment.

Exam Type	Course	Semester	Amount	Payment Type
				- Select Payment Mode-

In case your previous transaction is not updated then click this button to process such previous payments.

Refresh & Update Previous Payment

Application Processing Fee Rates per Application.

Based on student payment performance on the portal, UPI payments have a lower success rate compared to Netbanking, Credit Cards, and Debit Cards. To improve the success rate, it is recommended to use Netbanking, Credit Cards, or Debit Cards instead of UPI.

Now click on Proceed to Pay.

Exam Type	Course	Semester	Amount	Payment type
				UPI

In case your previous transaction is not updated then click this button to process such previous payments.

Refresh & Update Previous Payment

Application Processing Fee Rates per Application.

Based on student payment performance on the portal, UPI payments have a lower success rate compared to Netbanking, Credit Cards, and Debit Cards. To improve the success rate, it is recommended to use Netbanking, Credit Cards, or Debit Cards instead of UPI.

Rates for	Fees
Application Fees	
Transaction Charges : 0 Fixed of the fees	
Total:	

Proceed To Pay

Thank You !!